

CANON COLOUR MANAGEMENT - THE ESSENTIALS FOR TONER PRINTERS

Canon can set-up, consult and train on the numbered modules below, all of which form the workflow training topic called **Colour Management**, the controller can be a Fiery or PRISMAsync RIP.

CANON COLOUR SERVICES

For an additional cost, Canon can also provide regular Colour Services. A Consultant will visit you on a regular basis and run Colour Maintenance on your printer and RIP as well as providing set-up and training on any of the numbered modules below.

PRE-PRESS



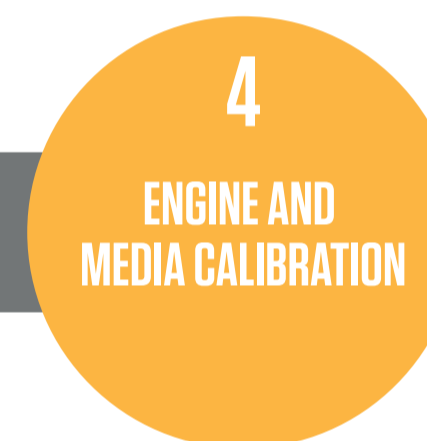
1
DOCUMENT SET-UP
ICC compliant colour profiles configured, best practice quality, artwork set-up and PDFs created



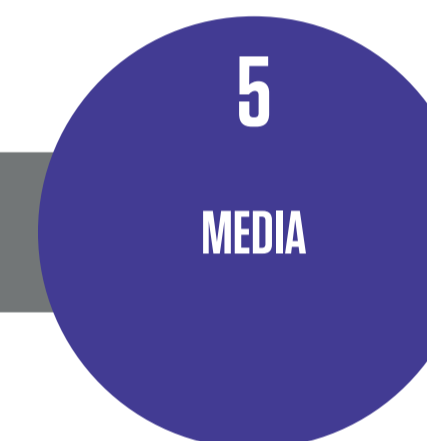
2
FILE INTERROGATION
Adobe Acrobat PRO and Enfocus PitStop can be used along side your RIPs preflight tools to examine, interrogate and fix your third party print files



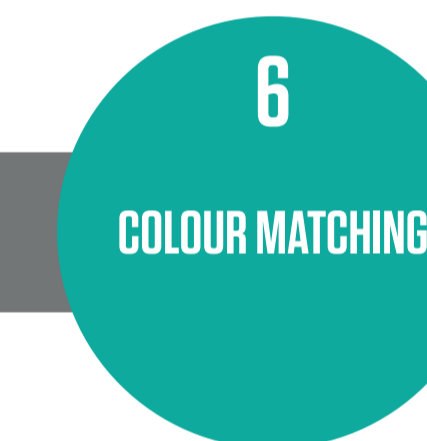
3
MONITOR PROFILING
ICC compliant monitor profiles can be built for on screen soft proofing



4
ENGINE AND MEDIA CALIBRATION
Regular engine and media profile calibration in order to keep output consistent



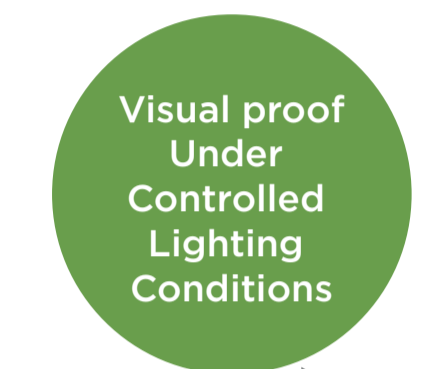
5
MEDIA
Wide range of Plain, Silk, Gloss and textured media is available for imagePRESS, less for imageRUNNER




6
COLOUR MATCHING
Spots, CMYK and RGB colours coming through the workflow can be substituted or 'mapped' to colours of your choice in order to match an existing sample or in order to keep all print work brand compliant



7
COLOUR WORKFLOW - THE RIP
ICC compliant press-simulation or known simulation profiles can be configured as well as RGB rendering intents and other colour policies set



8
VERIFICATION AND VALIDATION
Using third party or inline solutions, we can train you how to ensure your colour is consistent throughout long print runs



High quality digital print